





District Health Assessment for Multiple District 316 through May 2025

		Clubs							Membership							Member Strength		Cancellation		Reports			Finance	Leadership			
District Name	Status/ Number of Months in Status *	Active Clubs	Clubs in Status Quo	Total Clubs	% Status Quo in Financial Suspension	New Clubs	Cancelled Clubs	YTD Net Club Gain/Loss	Current Members In Active Clubs	Current Members In Status Quo Clubs	Current Total Members Count	YTD Add	YTD Drop	YTD NetGrowth (includes Active and Status Quo)	YTD NetGrowth% (includes Active and Status Quo)	Member Count 12 Months Ago	Average Member Count Per Club	% of Clubs with less than 20 members	Average Cancelled Club Age	Members Lost Due to Cancelled Clubs	% of Clubs Reporting Service	% No MMR in 3 Months	% No Officer Report in 12 months	% of Clubs with balance 90+ days	Number of Zone Chairs Recorded	Number of Region Chairs Recorded	District Officers Vacancies **
316 A		59	3	62	100%	4	7	-3	2400	49	2449	443	452	-9	-0.37%	2,269	41	18%	9	168	100%	39%	3%	5%	12	5	
316 B		56	6	62	100%	6	4	2	1879	126	2005	423	167	256	14.64%	1,711	34	32%	6	32	76%	50%	2%	16%	12	4	
316 D		92	4	96	100%	6	13	-7	2841	86	2927	481	477	4	0.14%	3,073	31	36%	5	292	99%	41%	0%	9%	19	6	2nd VDG,GLT
316 G		72	1	73	100%	3	1	2	2839	14	2853	302	160	142	5.24%	2,714	39	22%	3	0	68%	36%	1%	3%	0	0	
316 H	T(3)	43	5	48	100%	10	9	1	1236	97	1333	332	704	-372	-21.82%	1,457	29	27%	8	604	27%	79%	8%	17%	10	4	
316 J		55	0	55	0%	3	3	0	2193	0	2193	309	236	73	3.44%	2,002	40	40%	4	35	49%	56%	4%	2%	12	5	
		377	19	396	100%	32	37	-5	13388	372	13760	2290	2196	94	0.69%	13,226	36	30%	6	1,131	74%	48%	3%	8%	65	24	



District Health Assessment for Multiple District 317 through May 2025

		Clubs							Membership							Member Strength		Cancellation		Reports			Finance	Leadership			
District Name	Status/ Number of Months in Status *	Active Clubs	Clubs in Status Quo	Total Clubs	% Status Quo Clubs in Financial Suspension	New Clubs	Cancelled Clubs	YTD Net Club Gain/Loss	Current Members In Active Clubs	Current Members In Status Quo Clubs	Current Total Members Count	YTD Add	YTD Drop	YTD NetGrowth (includes Active and Status Quo)	YTD NetGrowth% (includes Active and Status Quo)	Member Count 12 Months Ago	Average Member Count Per Club	% of Clubs with less than 20 members	Average Cancelled Club Age	Members Lost Due to Cancelled Clubs	% of Clubs Reporting Service	% No MMR in 3 Months	% No Officer Report in 12 months	% of Clubs with balance 90+ days	Number of Zone Chairs Recorded	Number of Region Chairs Recorded	District Officers Vacancies **
317 A		76	0	76	0%	7	9	-2	2467	0	2467	541	261	280	12.80%	2,432	32	20%	6	96	100%	36%	3%	3%	21	7	
317 G		84	7	91	100%	7	13	-6	2558	180	2738	498	734	-236	-7.94%	2,765	30	23%	10	306	95%	65%	4%	11%	20	8	
317 B		107	3	110	100%	3	5	-2	3705	45	3750	445	701	-256	-6.39%	4,014	35	20%	2	368	99%	35%	5%	5%	27	12	
317 C		102	2	104	50%	1	11	-10	2875	64	2939	378	408	-30	-1.01%	3,074	28	35%	5	137	99%	36%	1%	1%	25	9	GST
317 D		118	2	120	100%	6	5	1	4612	11	4623	501	456	45	0.98%	4,731	39	18%	6	65	98%	35%	0%	3%	30	11	
317 E		73	0	73	0%	10	9	1	2402	0	2402	518	456	62	2.65%	2,444	33	16%	5	143	97%	30%	4%	0%	14	6	
317 F		85	1	86	100%	5	1	4	2288	19	2307	520	244	276	13.59%	2,264	27	35%	1	0	98%	30%	3%	2%	20	7	
		645	15	660	93%	39	53	-14	20907	319	21226	3401	3260	141	0.67%	21,724	33	24%	6	1,115	98%	38%	3%	4%	157	60	




District Health Assessment for Multiple District 318 through May 2025

District Name	Status/ Number of Months in Status *	Clubs							Membership							Member Strength		Cancellation		Reports			Finance	Leadership			
		Active Clubs	Clubs in Status Quo	Total Clubs	% Status Quo Clubs in Financial Suspension	New Clubs	Cancelled Clubs	YTD Net Club Gain/Loss	Current Members In Active Clubs	Current Members In Status Quo Clubs	Current Total Members Count	YTD Add	YTD Drop	YTD NetGrowth (includes Active and Status Quo)	YTD NetGrowth% (includes Active and Status Quo)	Member Count 12 Months Ago	Average Member Count Per Club	% of Clubs with less than 20 members	Average Cancelled Club Age	Members Lost Due to Cancelled Clubs	% of Clubs Reporting Service	% No MMR in 3 Months	% No Officer Report in 12 months	% of Clubs with balance 90+ days	Number of Zone Chairs Recorded	Number of Region Chairs Recorded	District Officers Vacancies **
318 A		133	12	145	100%	4	12	-8	4029	238	4267	617	667	-50	-1.16%	4,483	30	32%	4	159	100%	52%	0%	9%	38	18	
318 B		120	5	125	100%	9	5	4	3565	95	3660	533	315	218	6.33%	3,546	30	28%	9	93	91%	46%	2%	4%	30	14	
318 C		165	4	169	75%	14	7	7	5769	84	5853	955	451	504	9.42%	5,498	35	12%	2	129	92%	46%	1%	4%	38	17	
318 D		204	6	210	100%	16	6	10	7305	121	7426	1345	773	572	8.35%	7,199	36	19%	10	80	96%	30%	0%	3%	42	21	
318 E		160	6	166	100%	6	27	-21	6126	77	6203	880	1066	-186	-2.91%	6,493	38	14%	5	468	90%	27%	3%	5%	42	21	
		782	33	815	97%	49	57	-8	26794	615	27409	4330	3272	1058	4.02%	27,219	35	20%	6	929	94%	39%	1%	5%	190	91	



District Health Assessment for Multiple District 320 through May 2025

		Clubs							Membership							Member Strength		Cancellation		Reports			Finance	Leadership			
District Name	Status/ Number of Months in Status *	Active Clubs	Clubs in Status Quo	Total Clubs	% Status Quo Clubs in Financial Suspension	New Clubs	Cancelled Clubs	YTD Net Club Gain/Loss	Current Members In Active Clubs	Current Members In Status Quo Clubs	Current Total Members Count	YTD Add	YTD Drop	YTD NetGrowth (includes Active and Status Quo)	YTD NetGrowth% (includes Active and Status Quo)	Member Count 12 Months Ago	Average Member Count Per Club	% of Clubs with less than 20 members	Average Cancelled Club Age	Members Lost Due to Cancelled Clubs	% of Clubs Reporting Service	% No MMR in 3 Months	% No Officer Report in 12 months	% of Clubs with balance 90+ days	Number of Zone Chairs Recorded	Number of Region Chairs Recorded	District Officers Vacancies **
320 A		83	7	90	100%	8	7	1	3303	154	3457	606	603	3	0.09%	3,474	40	21%	5	165	100%	40%	0%	14%	21	7	
320 B		59	3	62	100%	13	11	2	2027	62	2089	486	453	33	1.61%	2,252	34	19%	3	169	95%	35%	2%	19%	14	5	
320 C		65	0	65	0%	8	6	2	2038	0	2038	505	433	72	3.66%	2,058	31	25%	5	139	51%	40%	2%	2%	0	0	
320 D		123	5	128	100%	8	24	-16	4088	119	4207	980	1023	-43	-1.01%	4,491	33	18%	6	518	87%	51%	2%	30%	32	9	
320 E		67	1	68	100%	10	15	-5	3406	19	3425	645	1062	-417	-10.85%	3,884	51	16%	7	488	93%	37%	4%	13%	0	0	
320 F		74	1	75	100%	7	20	-13	2866	10	2876	758	766	-8	-0.28%	3,101	39	19%	3	463	73%	37%	3%	9%	19	7	
320 G		86	23	109	100%	12	10	2	3219	417	3636	884	464	420	13.06%	3,323	37	28%	5	167	96%	50%	0%	34%	26	9	
320 H		48	4	52	100%	8	2	6	1988	47	2035	503	200	303	17.49%	1,731	41	15%	3	41	100%	33%	0%	10%	12	4	
		605	44	649	100%	74	95	-21	22935	828	23763	5367	5004	363	1.55%	24,314	39	20%	5	2,150	88%	42%	2%	19%	124	41	



District Health Assessment for Multiple District 321 through May 2025

District Name	Status/ Number of Months in Status *	Clubs							Membership							Member Strength		Cancellation		Reports			Finance	Leadership			
		Active Clubs	Clubs in Status Quo	Total Clubs	% Status Quo Clubs in Financial Suspension	New Clubs	Cancelled Clubs	YTD Net Club Gain/ Loss	Current Members In Active Clubs	Current Members In Status Quo Clubs	Current Total Members Count	YTD Add	YTD Drop	YTD NetGrowth (includes Active and Status Quo)	YTD NetGrowth% (includes Active and Status Quo)	Member Count 12 Months Ago	Average Member Count Per Club	% of Clubs with less than 20 members	Average Cancelled Club Age	Members Lost Due to Cancelled Clubs	% of Clubs Reporting Service	% No MMR in 3 Months	% No Officer Report in 12 months	% of Clubs with balance 90+ days	Number of Zone Chairs Recorded	Number of Region Chairs Recorded	District Officers Vacancies **
321A1		54	0	54	0%	3	8	-5	1619	0	1619	300	165	135	9.10%	1,577	30	26%	6	47	98%	56%	7%	6%	10	4	
321A2		145	6	151	100%	10	11	-1	3231	104	3335	529	674	-145	-4.17%	3,587	22	42%	9	197	74%	55%	1%	7%	38	11	
321A3		128	0	128	0%	9	5	4	2308	0	2308	396	293	103	4.67%	2,425	18	67%	5	58	52%	45%	2%	0%	26	10	
321B1		98	0	98	0%	15	20	-5	2560	0	2560	729	826	-97	-3.65%	2,565	26	39%	6	433	58%	27%	0%	3%	19	12	
321B2		56	5	61	100%	3	17	-14	1369	92	1461	186	442	-256	-14.91%	1,962	24	39%	5	314	51%	62%	13%	8%	15	7	
321C1		163	0	163	0%	5	12	-7	3988	0	3988	422	676	-254	-5.99%	4,525	24	46%	10	169	90%	45%	8%	1%	43	19	
321C2		66	7	73	100%	3	13	-10	2357	129	2486	335	362	-27	-1.07%	2,728	36	29%	11	124	33%	58%	7%	11%	16	8	GLT
321 D		157	1	158	100%	16	12	4	4228	31	4259	1579	1282	297	7.50%	4,151	27	47%	13	237	30%	30%	3%	1%	27	16	
321 E		94	2	96	100%	5	4	1	2949	26	2975	483	441	42	1.43%	2,984	31	23%	22	66	57%	44%	5%	5%	29	14	
321 F		180	2	182	100%	27	8	19	4908	19	4927	1170	749	421	9.34%	4,477	27	35%	6	294	98%	37%	2%	3%	45	12	
		1141	23	1164	100%	96	110	-14	29517	401	29918	6129	5910	219	0.74%	30,981	26	41%	8	1,939	66%	43%	4%	4%	268	113	



District Health Assessment for Multiple District 322 through May 2025

District Name	Status/ Number of Months in Status *	Clubs							Membership							Member Strength		Cancellation		Reports			Finance		Leadership		
		Active Clubs	Clubs in Status Quo	Total Clubs	% Status Quo Clubs in Financial Suspension	New Clubs	Cancelled Clubs	YTD Net Club Gain/Loss	Current Members In Active Clubs	Current Members In Status Quo Clubs	Current Total Members Count	YTD Add	YTD Drop	YTD NetGrowth (includes Active and Status Quo)	YTD NetGrowth% (includes Active and Status Quo)	Member Count 12 Months Ago	Average Member Count Per Club	% of Clubs with less than 20 members	Average Cancelled Club Age	Members Lost Due to Cancelled Clubs	% of Clubs Reporting Service	% No MMR in 3 Months	% No Officer Report in 12 months	% of Clubs with balance 90+ days	Number of Zone Chairs Recorded	Number of Region Chairs Recorded	District Officers Vacancies **
322 A		81	4	85	100%	4	14	-10	2863	52	2915	417	1009	-592	-16.88%	3,681	35	14%	13	345	72%	33%	0%	6%	19	6	
322 B1		86	3	89	100%	11	7	4	3952	74	4026	964	667	297	7.96%	3,853	46	8%	4	147	97%	18%	0%	24%	13	0	
322 B2		88	2	90	100%	12	9	3	2921	41	2962	551	405	146	5.18%	3,109	33	20%	3	83	90%	46%	2%	18%	19	8	
322C1		108	0	108	0%	7	13	-6	3327	0	3327	561	563	-2	-0.06%	3,434	31	22%	9	269	100%	27%	3%	7%	22	9	
322C2		55	0	55	0%	12	5	7	2412	0	2412	527	289	238	10.95%	2,312	44	11%	8	109	95%	24%	0%	22%	16	7	
322C3		81	8	89	100%	5	18	-13	3171	166	3337	361	715	-354	-9.59%	3,713	39	22%	9	329	96%	36%	1%	27%	18	8	GLT
322C4		46	1	47	100%	2	3	-1	1465	22	1487	284	295	-11	-0.73%	1,553	32	30%	9	59	64%	38%	0%	17%	11	5	
322C5		38	3	41	100%	4	4	0	1345	86	1431	196	113	83	6.16%	1,442	35	17%	5	72	100%	39%	5%	20%	9	4	
322 D		75	1	76	100%	8	2	6	2853	17	2870	459	296	163	6.02%	2,710	38	18%	9	24	70%	26%	0%	12%	17	8	
322 E		152	1	153	100%	3	7	-4	4462	20	4482	541	519	22	0.49%	5,064	29	44%	4	70	46%	37%	6%	3%	41	19	
322 F		97	7	104	100%	10	10	0	3556	125	3681	605	540	65	1.80%	3,760	37	19%	6	254	77%	33%	1%	15%	20	0	
322 H		60	3	63	100%	7	8	-1	1718	62	1780	383	412	-29	-1.60%	1,729	29	5%	3	176	48%	30%	3%	19%	12	5	
322 G		84	6	90	100%	12	7	5	4058	113	4171	755	497	258	6.59%	4,040	48	9%	5	129	67%	33%	4%	26%	17	6	
		1051	39	1090	100%	97	107	-10	38103	778	38881	6604	6320	284	0.74%	40,400	37	20%	7	2,066	77%	32%	2%	15%	234	85	



District Health Assessment for Multiple District 3231 through May 2025

District Name	Status/ Number of Months in Status *	Clubs							Membership							Member Strength		Cancellation		Reports			Finance	Leadership			
		Active Clubs	Clubs in Status Quo	Total Clubs	% Status Quo Clubs in Financial Suspension	New Clubs	Cancelled Clubs	YTD Net Club Gain/Loss	Current Members In Active Clubs	Current Members In Status Quo Clubs	Current Total Members Count	YTD Add	YTD Drop	YTD NetGrowth (includes Active and Status Quo)	YTD NetGrowth% (includes Active and Status Quo)	Member Count 12 Months Ago	Average Member Count Per Club	% of Clubs with less than 20 members	Average Cancelled Club Age	Members Lost Due to Cancelled Clubs	% of Clubs Reporting Service	% No MMR in 3 Months	% No Officer Report in 12 months	% of Clubs with balance 90+ days	Number of Zone Chairs Recorded	Number of Region Chairs Recorded	District Officers Vacancies **
3231A1		44	0	44	0%	1	1	0	1408	0	1408	175	87	88	6.67%	1,406	32	52%	9	0	64%	43%	5%	0%	8	4	
3231A2		60	7	67	100%	2	3	-1	2161	81	2242	322	327	-5	-0.22%	2,402	36	37%	1	54	70%	37%	3%	22%	13	5	
3231A3		118	1	119	100%	4	12	-8	4834	21	4855	594	524	70	1.46%	5,070	41	36%	11	124	62%	34%	1%	1%	11	6	
3231A4		59	0	59	0%	5	1	4	1889	0	1889	467	278	189	11.12%	1,842	32	32%	1	21	76%	22%	0%	2%	12	4	
		281	8	289	100%	12	17	-5	10292	102	10394	1558	1216	342	3.40%	10,720	37	38%	8	199	67%	34%	2%	6%	44	19	



District Health Assessment for Multiple District 3232 through May 2025

District Name	Status/ Number of Months in Status *	Clubs							Membership							Member Strength		Cancellation		Reports			Finance	Leadership			
		Active Clubs	Clubs in Status Quo	Total Clubs	% Status Quo Clubs in Financial Suspension	New Clubs	Cancelled Clubs	YTD Net Club Gain/Loss	Current Members In Active Clubs	Current Members In Status Quo Clubs	Current Total Members Count	YTD Add	YTD Drop	YTD NetGrowth (includes Active and Status Quo)	YTD NetGrowth% (includes Active and Status Quo)	Member Count 12 Months Ago	Average Member Count Per Club	% of Clubs with less than 20 members	Average Cancelled Club Age	Members Lost Due to Cancelled Clubs	% of Clubs Reporting Service	% No MMR in 3 Months	% No Officer Report in 12 months	% of Clubs with balance 90+ days	Number of Zone Chairs Recorded	Number of Region Chairs Recorded	District Officers Vacancies **
3232B1		35	1	36	100%	4	7	-3	1631	20	1651	483	573	-90	-5.17%	1,813	47	11%	3	171	97%	47%	3%	31%	7	4	
3232B2		47	6	53	100%	6	19	-13	2186	125	2311	778	1306	-528	-18.60%	2,521	47	13%	3	831	91%	34%	8%	34%	0	0	
3232B3		38	5	43	100%	8	17	-9	2133	240	2373	1131	1342	-211	-8.17%	2,250	56	0%	3	689	100%	21%	0%	40%	7	4	GMT
3232B4		49	14	63	100%	4	3	1	3103	970	4073	2303	1279	1024	33.58%	2,735	63	17%	4	88	98%	59%	13%	48%	6	4	
3232F1		114	5	119	100%	10	7	3	3753	53	3806	1267	701	566	17.47%	3,154	33	54%	2	459	95%	50%	3%	4%	16	8	
3232F2		87	4	91	100%	5	14	-9	2723	66	2789	337	589	-252	-8.29%	3,214	31	37%	4	178	99%	46%	4%	7%	15	6	
3232 J		57	2	59	100%	1	13	-12	1858	7	1865	214	496	-282	-13.13%	2,285	33	34%	4	280	100%	41%	5%	8%	10	5	
		427	37	464	100%	38	80	-42	17387	1481	18868	6513	6286	227	1.22%	17,972	44	30%	3	2,696	97%	45%	5%	20%	61	31	



District Health Assessment for Multiple District 3233 through May 2025

District Name	Status/ Number of Months in Status *	Clubs							Membership							Member Strength		Cancellation		Reports			Finance	Leadership			
		Active Clubs	Clubs in Status Quo	Total Clubs	% Status Quo Clubs in Financial Suspension	New Clubs	Cancelled Clubs	YTD Net Club Gain/ Loss	Current Members In Active Clubs	Current Members In Status Quo Clubs	Current Total Members Count	YTD Add	YTD Drop	YTD NetGrowth (includes Active and Status Quo)	YTD NetGrowth% (includes Active and Status Quo)	Member Count 12 Months Ago	Average Member Count Per Club	% of Clubs with less than 20 members	Average Cancelled Club Age	Members Lost Due to Cancelled Clubs	% of Clubs Reporting Service	% No MMR in 3 Months	% No Officer Report in 12 months	% of Clubs with balance 90+ days	Number of Zone Chairs Recorded	Number of Region Chairs Recorded	District Officers Vacancies **
3233 C		127	1	128	100%	5	7	-2	2682	8	2690	343	440	-97	-3.48%	2,936	21	58%	6	91	92%	37%	1%	2%	31	13	
3233E1		205	5	210	100%	10	20	-10	5593	59	5652	1060	1053	7	0.12%	5,849	27	49%	6	318	100%	50%	8%	3%	66	23	
3233E2		143	5	148	100%	2	15	-13	5017	117	5134	454	604	-150	-2.84%	5,529	35	39%	9	218	99%	30%	3%	5%	34	11	
3233G1		207	0	207	0%	12	6	6	3454	0	3454	592	461	131	3.94%	3,770	17	72%	5	183	96%	62%	3%	0%	32	11	
3233G2		130	2	132	100%	10	5	5	2718	23	2741	569	440	129	4.94%	2,739	21	48%	7	70	100%	49%	1%	5%	32	8	
		812	13	825	100%	39	53	-14	19464	207	19671	3018	2998	20	0.10%	20,823	24	54%	7	880	97%	47%	4%	3%	195	66	



District Health Assessment for Multiple District 3234 through May 2025

District Name	Status/ Number of Months in Status *	Clubs							Membership							Member Strength		Cancellation		Reports			Finance	Leadership			
		Active Clubs	Clubs in Status Quo	Total Clubs	% Status Quo Clubs in Financial Suspension	New Clubs	Cancelled Clubs	YTD Net Club Gain/Loss	Current Members In Active Clubs	Current Members In Status Quo Clubs	Current Total Members Count	YTD Add	YTD Drop	YTD NetGrowth (includes Active and Status Quo)	YTD NetGrowth% (includes Active and Status Quo)	Member Count 12 Months Ago	Average Member Count Per Club	% of Clubs with less than 20 members	Average Cancelled Club Age	Members Lost Due to Cancelled Clubs	% of Clubs Reporting Service	% No MMR in 3 Months	% No Officer Report in 12 months	% of Clubs with balance 90+ days	Number of Zone Chairs Recorded	Number of Region Chairs Recorded	District Officers Vacancies **
3234D1		65	9	74	100%	3	10	-7	2406	138	2544	286	366	-80	-3.05%	2,724	37	23%	11	165	62%	38%	7%	15%	19	5	
3234D2		111	3	114	100%	3	12	-9	5421	56	5477	563	810	-247	-4.32%	6,264	49	17%	13	259	70%	37%	1%	3%	22	6	
3234H1		109	6	115	100%	16	9	7	3543	114	3657	727	619	108	3.04%	3,754	33	27%	7	169	96%	30%	2%	8%	26	9	
3234H2		105	5	110	100%	16	16	0	4214	102	4316	742	523	219	5.35%	4,224	40	0%	4	155	99%	50%	0%	9%	27	8	
		390	23	413	100%	38	47	-9	15584	410	15994	2318	2318	0	0.00%	16,966	41	16%	9	748	84%	39%	2%	8%	94	28	




District Health Assessment for Multiple District 324 through May 2025

District Name	Status/ Number of Months in Status *	Clubs							Membership							Member Strength		Cancellation		Reports			Finance		Leadership		
		Active Clubs	Clubs in Status Quo	Total Clubs	% Status Quo Clubs in Financial Suspension	New Clubs	Cancelled Clubs	YTD Net Club Gain/Loss	Current Members In Active Clubs	Current Members In Status Quo Clubs	Current Total Members Count	YTD Add	YTD Drop	YTD NetGrowth (includes Active and Status Quo)	YTD NetGrowth% (includes Active and Status Quo)	Member Count 12 Months Ago	Average Member Count Per Club	% of Clubs with less than 20 members	Average Cancelled Club Age	Members Lost Due to Cancelled Clubs	% of Clubs Reporting Service	% No MMR in 3 Months	% No Officer Report in 12 months	% of Clubs with balance 90+ days	Number of Zone Chairs Recorded	Number of Region Chairs Recorded	District Officers Vacancies **
324 A		189	0	189	0%	20	10	10	5704	0	5704	1151	1041	110	1.97%	5,648	30	33%	5	228	54%	36%	4%	1%	35	10	
324 B		181	1	182	100%	11	11	0	5966	30	5996	1177	762	415	7.44%	5,956	33	31%	9	178	63%	30%	0%	5%	38	8	
324 C		123	4	127	100%	13	19	-6	4719	83	4802	726	1700	-974	-16.86%	6,702	38	17%	6	420	98%	24%	2%	6%	30	8	
324 D		67	3	70	100%	5	9	-4	1506	49	1555	292	440	-148	-8.69%	1,889	22	56%	4	188	26%	44%	13%	9%	0	0	
324 E		183	5	188	100%	20	5	15	8261	81	8342	1455	552	903	12.14%	7,749	45	11%	8	89	99%	14%	1%	6%	40	12	
324 F		257	5	262	100%	16	17	-1	10483	125	10608	1462	1393	69	0.65%	11,158	41	15%	4	296	93%	21%	0%	4%	89	20	
324 G		107	3	110	100%	7	10	-3	3358	84	3442	534	556	-22	-0.64%	3,612	31	25%	6	203	100%	47%	4%	3%	25	9	
324 H		97	7	104	100%	9	13	-4	3020	130	3150	555	561	-6	-0.19%	3,278	31	11%	5	264	83%	26%	2%	16%	30	9	
324 I		81	1	82	100%	6	0	6	2443	0	2443	407	260	147	6.40%	2,395	30	27%	0	0	100%	29%	0%	20%	21	6	
324 J		140	1	141	100%	10	17	-7	4519	13	4532	999	931	68	1.52%	4,830	32	32%	4	362	74%	31%	5%	7%	35	15	
324 K		60	1	61	100%	5	9	-4	1890	7	1897	372	490	-118	-5.86%	2,152	32	23%	7	221	82%	34%	0%	8%	10	5	
324 L		50	0	50	0%	12	0	12	1426	0	1426	411	90	321	29.05%	1,102	29	26%	0	0	90%	34%	0%	6%	6	3	
324 N		43	3	46	100%	7	5	2	1254	64	1318	462	543	-81	-5.79%	1,364	29	20%	2	296	11%	28%	0%	9%	2	2	GLT
324 M		174	0	174	0%	10	10	0	4902	0	4902	782	773	9	0.18%	4,986	28	26%	14	191	85%	24%	1%	1%	29	10	
		1752	34	1786	100%	151	135	16	59451	666	60117	10785	10092	693	1.17%	62,821	34	24%	6	2,936	80%	28%	2%	6%	390	117	



District Health Assessment for Multiple District 324 through May 2025

		Clubs							Membership						Member Strength		Cancellation		Reports			Finance		Leadership			
District Name	Status/ Number of Months in Status *	Active Clubs	Clubs in Status Quo	Total Clubs	% Status Quo in Financial Suspension	New Clubs	Cancelled Clubs	YTD Net Club Gain/ Loss	Current Members In Active Clubs	Current Members In Status Quo Clubs	Current Total Members Count	YTD		YTD NetGrowth (includes Active and Status Quo)	YTD NetGrowth% (includes Active and Status Quo)	Member Count 12 Months Ago	Average Member Count Per Club	% of Clubs with less than 20 members	Average Cancelled Club Age	Members Lost Due to Cancelled Clubs	% of Clubs Reporting Service	% No MMR in 3 Months	% No Officer Report in 12 months	% of Clubs with balance 90+ days	Number of Zone Chairs Recorded	Number of Region Chairs Recorded	District Officers Vacancies **
												YTD Add	YTD Drop														

* - District Status: P - Provisional, T - Transitional.

** - District Officers Vacancies: DG - District Governor, 1st VDG - First Vice District Governor, 2nd VDG - Second Vice District Governor.